

Scaled data based on original data using  
LM-79-08 Approved Method: Electrical and Photometric Measurements of Solid-  
State Lighting Products

Test Report Prepared for  
Cooper Lighting Solutions  
(formerly Eaton)

Brand: McGRAW-EDISON

Report Number: P226518

Luminaire Tested: **ISW-AF-1000-LED-E1-T4FT-7050-ULG**

Issue Date: 3/3/2020

**Test Information**

Test Method: LM-79-08  
Report Number: P226518  
TEST IS SCALED FROM IESNA LM-79-08 TEST DATA (P35943)-DOWNLIGHT AND  
Test Lab: INNOVATION CENTER-P3  
Issue Date: 3/3/2020  
Manufacturer: COOPER LIGHTING SOLUTIONS (FORMERLY EATON)  
Product Line: MCGRAW-EDISON  
Catalog Number: ISW-AF-1000-LED-E1-T4FT-7050-ULG  
Description: IMPACT ELITE LED WEDGE LUMINAIRE WITH UPLIGHT  
LIGHT SQUARE WITH ACCULED OPTICS-TYPE IV FORWARD THROW, WITH UPLIGHT GLOW  
Light Source: (16) 5000K CCT, 70 CRI LEDs and (1) UPLIGHT LED  
Ballast/Driver: ELECTRONIC DRIVER

**Summary**

Lumens per Lamp: N/A  
Luminaire Lumens: 7870.9 lumens  
Efficiency: N/A  
Efficacy: 110.4 lumens/watt  
Luminous Opening: Rectangular w/ Sides (W: 0.5' x L: 0.5' x H: 0.54')  
IES Classification: Type IV - Short - Non-Cutoff  
BUG Rating: B1 - U5 - G2  
  
Input Watts (W): 71.3  
Input Voltage (V): 120  
Input Current (Ain): NR  
Voltage Rise (V): NR  
Power Factor: NR  
Total Harmonic Distortion (THDi): NR  
Frequency (hertz): 60  
Stabilization Time: NR  
Operation Time: NR  
Ambient Temperature (°C): NR  
Test Distance: 25 FT

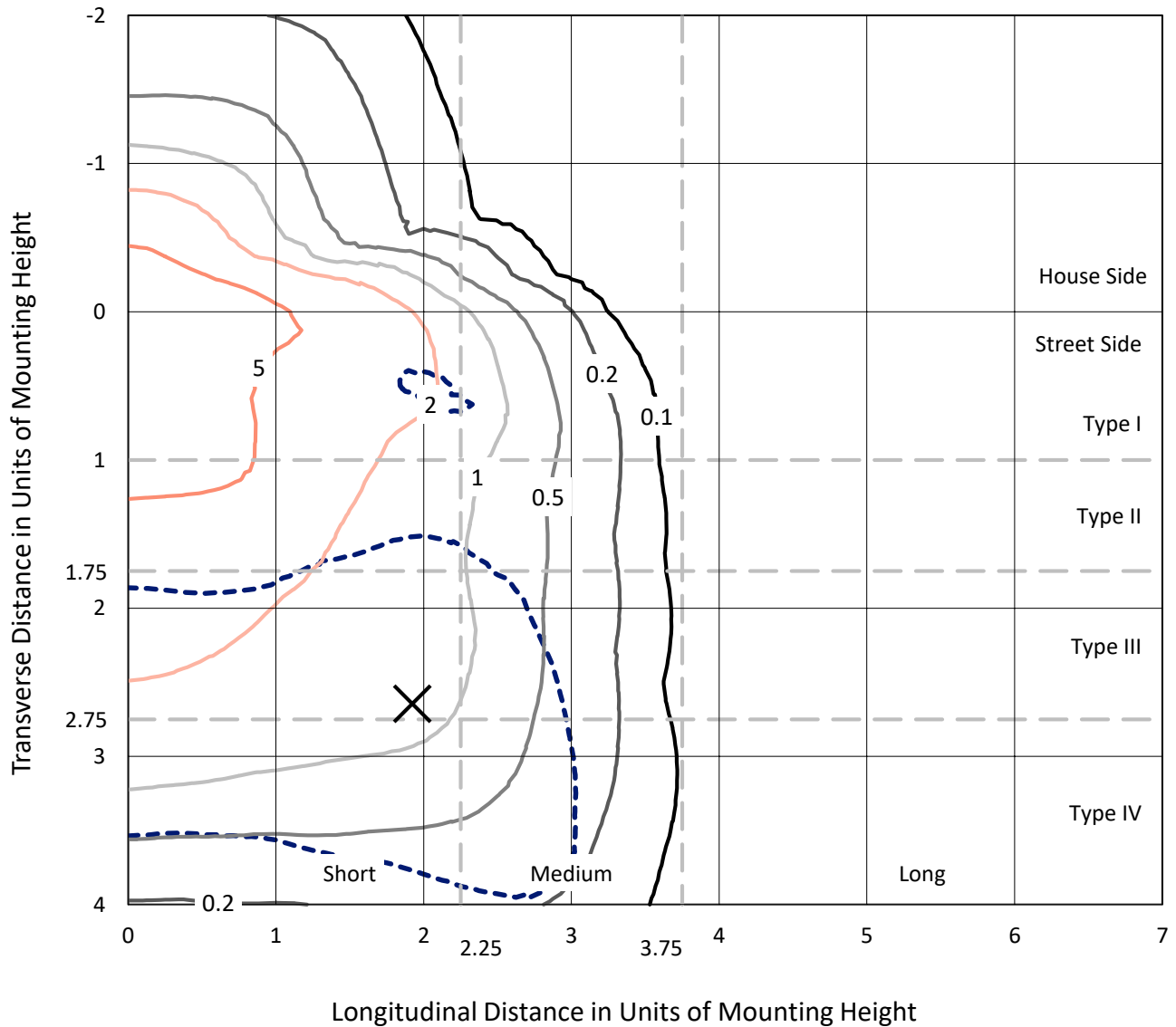


REPORT NUMBER: P226518

CATALOG NUMBER: ISW-AF-1000-LED-E1-T4FT-7050-ULG

### Iso-Footcandle Lines of Horizontal Illumination

× Max cd  
 - - - 1/2 Max cd

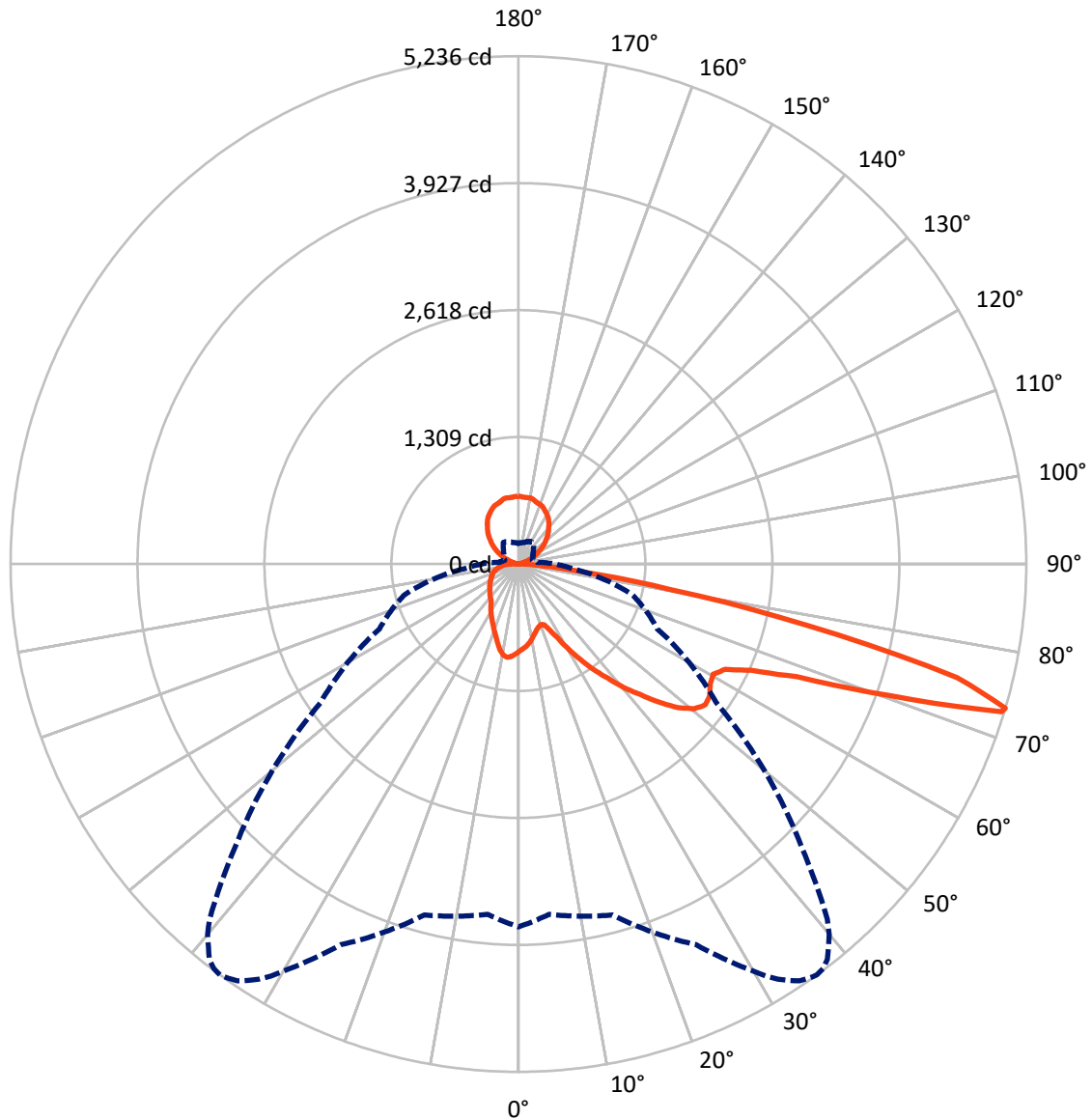


Based on 10 foot mounting height. Maximum calculated value = 9.5 fc  
 Type IV - Short - Non-Cutoff

REPORT NUMBER: P226518

CATALOG NUMBER: ISW-AF-1000-LED-E1-T4FT-7050-ULG

### Luminous Intensity Polar Plot



— Vertical Plane Through 36-Deg Lateral    - - - Horizontal Cone Through 73-Deg Vertical

REPORT NUMBER: P226518

CATALOG NUMBER: ISW-AF-1000-LED-E1-T4FT-7050-ULG

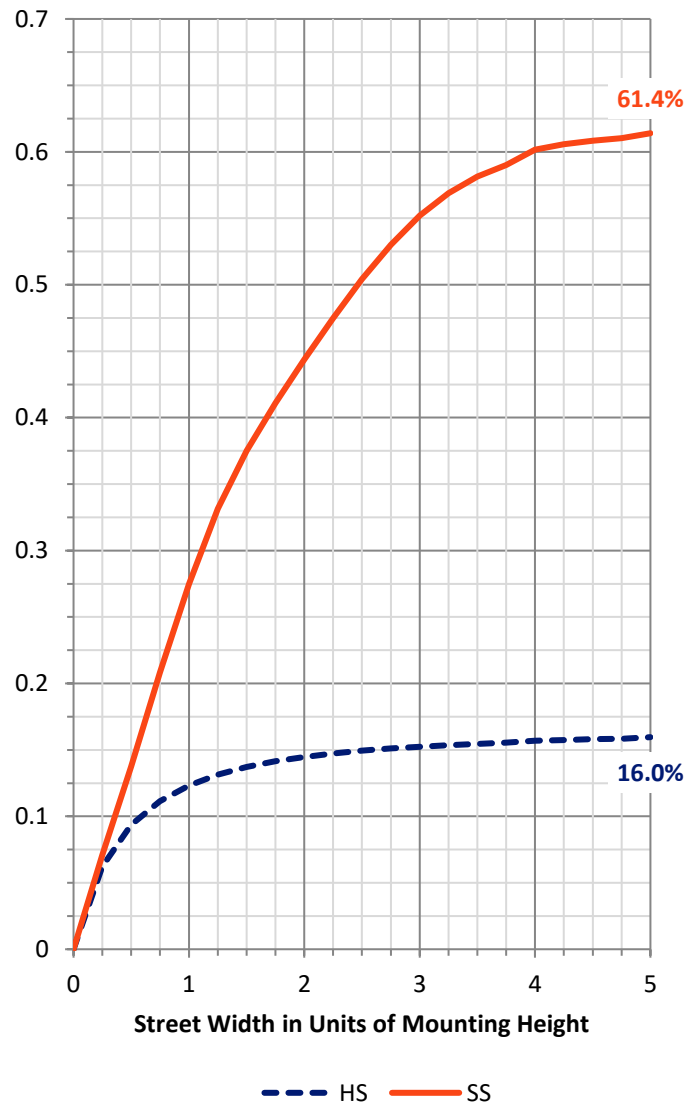
**FLUX DISTRIBUTION:**

		Downward	Upward	Total
<b>House Side</b>	Lumens	1294.0	869.0	2163.0
	% Fixture	16.4	11.0	27.5
<b>Street Side</b>	Lumens	4839.8	868.1	5707.9
	% Fixture	61.5	11.0	72.5
<b>Total</b>	Lumens	6133.8	1737.1	7870.9
	% Fixture	77.9	22.1	100.0

**Coefficient of Utilization**

**ZONAL LUMENS:**

Zone	Lumens	% Fixture
0°-10°	84.8	1.1
10°-20°	224.7	2.9
20°-30°	368.3	4.7
30°-40°	610.2	7.8
40°-50°	896.8	11.4
50°-60°	1130.7	14.4
60°-70°	1480.7	18.8
70°-80°	1198.6	15.2
80°-90°	138.9	1.8
90°-100°	11.2	0.1
100°-110°	57.4	0.7
110°-120°	166.1	2.1
120°-130°	273.2	3.5
130°-140°	336.8	4.3
140°-150°	344.6	4.4
150°-160°	290.3	3.7
160°-170°	191.2	2.4
170°-180°	66.3	0.8
0°-90°	6133.8	77.9
0°-180°	7870.9	100.0



REPORT NUMBER: P226518

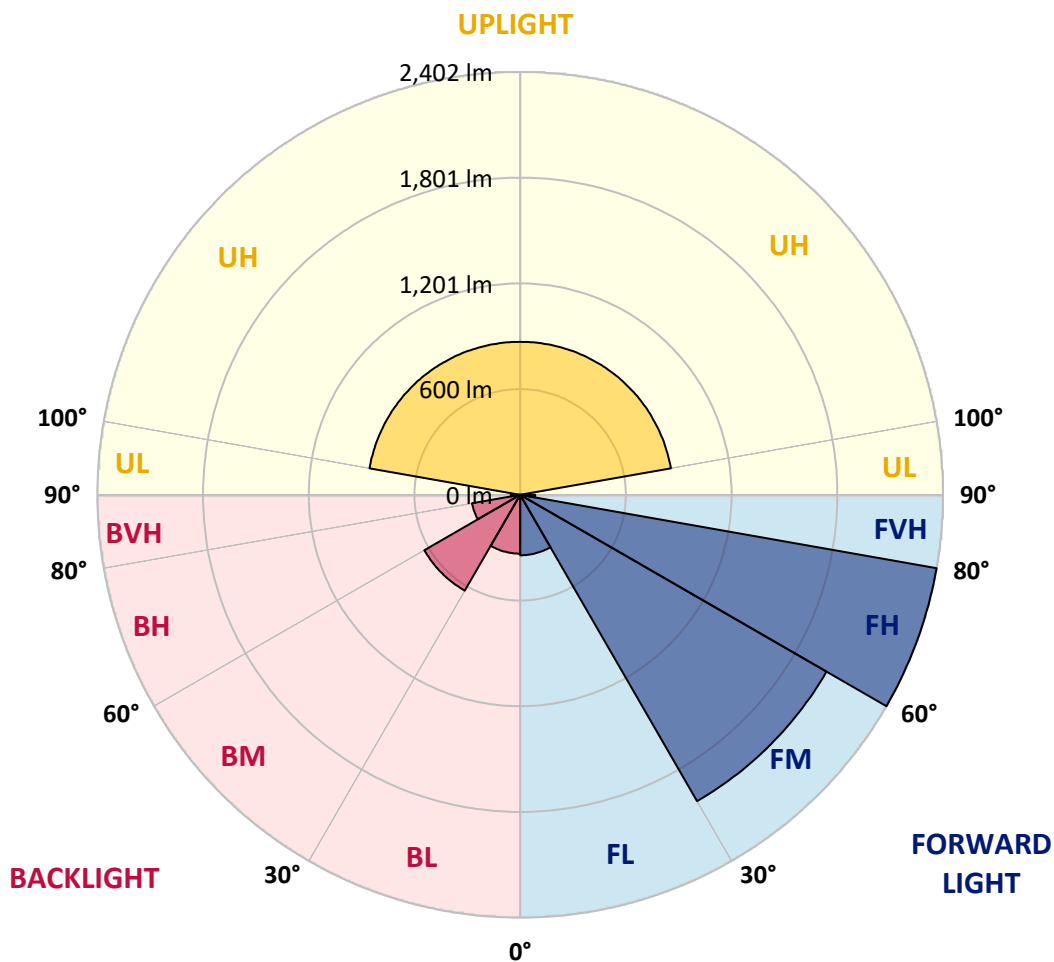
CATALOG NUMBER: ISW-AF-1000-LED-E1-T4FT-7050-ULG

**LUMINAIRE CLASSIFICATION SYSTEM LUMEN TABLE AND BUG RATING:**

Zone	Lumens	% Fixture	Zone Rating/Lumen Limit		
			B	U	G
FL (0°-30°)	343.4	4.4			
FM (30°-60°)	2009.0	25.5			
FH (60°-80°)	2401.8	30.5			G2/5000
FVH (80°-90°)	85.6	1.1			G1/100
BL (0°-30°)	334.4	4.2	B1/500		
BM (30°-60°)	628.7	8.0	B1/1000		
BH (60°-80°)	277.5	3.5	B1/500		G1/500
BVH (80°-90°)	53.4	0.7			G1/100
UL (90°-100°)	11.2	0.1		U2/50	
UH (100°-180°)	869.0	11.0		U4/1000	

**BUG Rating: B1-U5-G2**

Type IV Short





REPORT NUMBER: P226518

CATALOG NUMBER: ISW-AF-1000-LED-E1-T4FT-7050-ULG

**CANDELA DISTRIBUTION (FULL):**

	0°	5°	15°	25°	30°	31°	32°	33°	34°	35°	36°
0°	901.0	901.0	901.0	901.0	901.0	901.0	901.0	901.0	901.0	901.0	901.0
2.5°	868.4	870.2	872.0	872.0	872.0	874.6	873.7	873.7	874.6	875.5	875.5
5°	835.9	836.8	842.1	843.8	849.1	848.2	848.2	848.2	851.7	849.1	850.9
7.5°	799.0	800.8	806.0	812.2	816.6	817.5	816.6	814.8	819.2	821.0	819.2
10°	755.0	755.9	763.0	768.2	775.3	774.4	777.0	777.0	778.8	777.9	781.4
12.5°	733.1	731.3	727.8	730.4	732.2	732.2	732.2	734.8	734.0	735.7	738.3
15°	730.4	726.0	708.5	702.3	700.6	700.6	699.7	698.8	701.4	704.1	704.1
17.5°	742.7	734.0	699.7	682.1	678.6	676.8	677.7	675.9	675.9	679.5	678.6
20°	802.5	786.7	718.1	679.5	668.9	668.9	668.0	665.4	665.4	666.3	666.3
22.5°	954.6	934.4	814.8	734.8	697.9	697.0	694.4	691.8	684.7	683.0	679.5
25°	1166.4	1142.7	937.9	851.7	799.9	798.1	784.9	783.2	766.5	767.4	755.9
27.5°	1330.8	1315.0	1102.2	988.0	938.8	928.2	922.1	906.2	892.2	880.7	866.7
30°	1387.0	1384.4	1268.4	1176.1	1102.2	1089.9	1073.2	1066.2	1046.0	1030.2	1020.5
32.5°	1475.8	1478.5	1430.1	1328.1	1264.0	1251.7	1237.6	1220.9	1206.8	1196.3	1173.4
35°	1602.4	1603.3	1569.9	1493.4	1419.6	1402.9	1394.9	1375.6	1362.4	1349.2	1337.8
37.5°	1690.3	1694.7	1671.0	1612.1	1568.1	1544.4	1543.5	1529.4	1514.5	1503.1	1492.5
40°	1859.1	1835.3	1757.1	1719.3	1683.3	1680.6	1672.7	1664.8	1668.3	1662.2	1673.6
42.5°	2029.6	1999.7	1890.7	1837.1	1815.1	1819.5	1816.9	1817.7	1828.3	1825.7	1838.0
45°	2175.5	2141.2	2037.5	1974.2	1991.8	1997.1	2012.0	2020.8	2016.4	2032.2	2032.2
47.5°	2321.4	2241.4	2118.4	2147.4	2159.7	2200.1	2210.6	2208.0	2223.0	2230.0	2210.6
50°	2218.6	2197.5	2187.8	2276.6	2331.9	2345.1	2360.1	2368.0	2375.0	2365.3	2346.0
52.5°	2001.4	1999.7	2135.9	2353.0	2399.6	2417.2	2431.3	2437.4	2434.8	2429.5	2413.7
55°	1928.5	1914.4	2032.2	2273.9	2345.1	2361.8	2382.1	2394.4	2406.7	2404.9	2392.6
57.5°	2027.8	2016.4	2017.3	2204.5	2273.9	2288.9	2302.1	2316.1	2319.6	2331.1	2331.9
60°	2316.1	2301.2	2180.8	2201.9	2272.2	2288.9	2290.6	2298.5	2299.4	2305.6	2306.5
62.5°	2731.9	2704.6	2520.9	2362.7	2387.3	2395.2	2401.4	2399.6	2396.1	2391.7	2391.7
65°	3187.2	3161.7	2925.3	2740.7	2669.5	2688.8	2658.1	2651.9	2644.9	2644.9	2637.0
67.5°	3728.7	3680.3	3497.5	3290.0	3187.2	3196.9	3210.9	3157.3	3138.0	3139.7	3098.4
70°	4280.7	4229.7	4149.7	4147.1	4198.9	4176.1	4111.0	4197.2	4095.2	4070.6	4061.8
72.5°	3975.7	3915.0	3931.7	4428.3	4894.2	4969.8	5041.9	5108.7	5168.4	5204.5	5209.7
73°	3741.8	3626.7	3746.2	4329.9	4846.7	4958.4	5048.0	5119.2	5183.4	5215.9	5236.1
75°	1868.7	1874.9	2463.8	3572.2	4235.8	4331.6	4471.4	4549.6	4665.7	4725.4	4672.7
77.5°	433.3	449.2	746.3	1695.6	2539.4	2676.5	2788.1	2902.4	3036.9	3087.0	3043.0
80°	152.9	160.0	262.8	644.3	1060.1	1135.6	1231.5	1357.2	1482.0	1512.7	1590.1
82.5°	80.9	88.8	138.9	279.5	452.7	494.9	519.5	571.3	615.3	641.7	655.7
85°	46.6	47.5	79.1	154.7	207.4	224.1	240.0	252.3	266.3	256.7	256.7
87.5°	18.5	20.2	40.4	73.0	100.2	111.6	111.6	111.6	110.8	97.6	88.8
90°	8.5	10.3	14.9	22.9	21.2	21.2	20.3	18.5	17.7	18.5	14.1
92.5°	4.0	4.0	5.0	6.0	6.0	6.0	6.0	6.0	6.0	6.0	6.0
95°	5.0	5.0	6.0	7.0	7.0	7.0	7.0	7.0	7.0	7.0	7.0
97.5°	7.0	7.0	8.0	8.0	8.5	8.6	8.7	8.8	8.9	9.0	9.0
100°	8.0	8.0	9.0	10.0	11.0	11.2	11.4	11.6	11.8	12.0	12.9
102.5°	11.0	11.0	13.0	18.0	22.5	23.4	24.3	25.2	26.1	27.0	28.3
105°	21.0	22.0	27.0	36.0	42.0	43.2	44.4	45.6	46.8	48.0	49.5
107.5°	41.0	42.0	49.0	58.0	65.5	67.0	68.5	70.0	71.5	73.0	74.5



REPORT NUMBER: P226518

CATALOG NUMBER: ISW-AF-1000-LED-E1-T4FT-7050-ULG

**CANDELA DISTRIBUTION (continued):**

	0°	5°	15°	25°	30°	31°	32°	33°	34°	35°	36°
110°	66.0	68.0	74.0	87.0	94.5	96.0	97.5	99.0	100.5	102.0	103.2
112.5°	99.0	99.0	106.0	121.0	127.5	128.8	130.1	131.4	132.7	134.0	134.9
115°	140.0	139.0	147.0	159.0	163.5	164.4	165.3	166.2	167.1	168.0	168.6
117.5°	184.0	184.0	189.0	197.0	199.5	200.0	200.5	201.0	201.5	202.0	202.3
120°	225.0	223.0	226.0	233.0	235.0	235.4	235.8	236.2	236.6	237.0	237.6
122.5°	263.0	260.0	261.0	267.0	269.0	269.4	269.8	270.2	270.6	271.0	271.6
125°	298.0	294.0	296.0	299.0	302.0	302.6	303.2	303.8	304.4	305.0	305.5
127.5°	330.0	329.0	329.0	333.0	336.0	336.6	337.2	337.8	338.4	339.0	339.1
130°	363.0	361.0	362.0	366.0	368.0	368.4	368.8	369.2	369.6	370.0	370.2
132.5°	396.0	394.0	393.0	401.0	402.5	402.8	403.1	403.4	403.7	404.0	404.1
135°	429.0	426.0	426.0	432.0	433.5	433.8	434.1	434.4	434.7	435.0	435.2
137.5°	460.0	457.0	459.0	460.0	462.0	462.4	462.8	463.2	463.6	464.0	464.4
140°	488.0	485.0	487.0	489.0	490.0	490.2	490.4	490.6	490.8	491.0	491.6
142.5°	518.0	515.0	517.0	518.0	519.5	519.8	520.1	520.4	520.7	521.0	521.4
145°	550.0	546.0	544.0	547.0	548.5	548.8	549.1	549.4	549.7	550.0	550.1
147.5°	575.0	572.0	571.0	574.0	574.0	574.0	574.0	574.0	574.0	574.0	574.1
150°	595.0	592.0	593.0	593.0	593.0	593.0	593.0	593.0	593.0	593.0	593.0
152.5°	611.0	608.0	608.0	609.0	609.5	609.6	609.7	609.8	609.8	609.9	610.0
155°	629.0	625.0	625.0	627.0	628.5	628.8	629.1	629.4	629.7	630.0	629.8
157.5°	646.0	643.0	643.0	644.0	645.0	645.2	645.4	645.6	645.8	646.0	645.9
160°	663.0	660.0	659.0	656.0	655.5	655.4	655.3	655.2	655.1	655.0	655.0
162.5°	673.0	669.0	669.0	665.0	663.0	662.6	662.2	661.8	661.4	661.0	661.2
165°	681.0	678.0	676.0	676.0	674.5	674.2	673.9	673.6	673.3	673.0	673.0
167.5°	690.0	687.0	684.0	686.0	687.0	687.2	687.4	687.6	687.8	688.0	687.7
170°	698.0	695.0	692.0	692.0	692.5	692.6	692.7	692.8	692.9	693.0	692.8
172.5°	699.0	697.0	695.0	693.0	691.5	691.2	690.9	690.6	690.3	690.0	690.0
175°	700.0	698.0	697.0	695.0	693.0	692.6	692.2	691.8	691.4	691.0	690.9
177.5°	707.0	705.0	700.0	699.0	698.0	697.8	697.6	697.4	697.2	697.0	696.8
180°	700.0	700.0	700.0	700.0	700.0	700.0	700.0	700.0	700.0	700.0	700.0





REPORT NUMBER: P226518

CATALOG NUMBER: ISW-AF-1000-LED-E1-T4FT-7050-ULG

**CANDELA DISTRIBUTION (continued):**

	37°	38°	39°	40°	41°	45°	55°	65°	75°	85°	90°
0°	901.0	901.0	901.0	901.0	901.0	901.0	901.0	901.0	901.0	901.0	901.0
2.5°	877.2	878.1	876.3	879.9	877.2	877.2	881.6	889.5	895.7	897.4	902.7
5°	852.6	853.5	853.5	854.4	853.5	855.3	863.2	870.2	882.5	888.7	896.6
7.5°	821.0	823.6	822.7	824.5	824.5	826.2	838.6	850.0	862.3	873.7	883.4
10°	783.2	784.9	788.4	786.7	786.7	792.0	805.2	821.9	836.8	853.5	864.9
12.5°	738.3	742.7	741.9	745.4	747.1	750.7	772.6	791.1	809.5	828.9	843.8
15°	703.2	705.8	707.6	708.5	708.5	716.4	738.3	761.2	785.8	808.7	824.5
17.5°	680.3	680.3	682.1	683.0	684.7	690.0	712.9	738.3	766.5	794.6	812.2
20°	667.1	667.1	668.0	668.9	668.9	675.1	696.2	725.2	755.9	792.0	813.1
22.5°	677.7	675.1	674.2	674.2	670.7	670.7	690.9	721.6	760.3	806.9	834.2
25°	749.8	741.9	729.6	726.9	722.5	701.4	698.8	734.0	781.4	839.4	880.7
27.5°	857.9	850.0	842.1	832.4	825.4	786.7	734.0	765.6	821.9	904.5	955.5
30°	999.4	983.6	972.2	961.6	930.8	888.7	806.9	814.8	884.3	995.0	1059.2
32.5°	1157.6	1140.9	1123.3	1098.7	1090.8	1022.3	917.7	896.6	963.4	1100.5	1167.3
35°	1310.6	1302.7	1290.4	1280.7	1262.2	1205.1	1061.8	995.0	1054.8	1224.4	1276.3
37.5°	1488.1	1473.2	1474.1	1466.1	1455.6	1407.3	1211.2	1113.7	1153.2	1343.1	1375.6
40°	1663.0	1659.5	1664.8	1651.6	1634.0	1569.0	1321.1	1200.7	1256.1	1457.4	1449.4
42.5°	1828.3	1830.9	1824.8	1809.8	1790.5	1681.5	1391.4	1274.5	1348.4	1557.6	1508.3
45°	2017.3	2007.6	1982.1	1955.7	1932.0	1778.2	1429.2	1357.2	1437.1	1665.7	1568.1
47.5°	2195.7	2157.9	2135.9	2095.5	2048.9	1866.1	1480.2	1444.2	1535.6	1767.6	1625.2
50°	2326.7	2291.5	2254.6	2205.4	2156.2	1942.6	1547.9	1542.6	1647.2	1881.9	1703.5
52.5°	2386.4	2353.9	2317.9	2267.8	2218.6	1997.9	1638.4	1638.4	1779.1	2033.1	1811.6
55°	2376.8	2353.0	2321.4	2275.7	2237.9	2027.8	1731.6	1743.9	1944.3	2196.6	1936.4
57.5°	2325.8	2312.6	2294.2	2262.5	2231.7	2050.7	1841.5	1849.4	2165.8	2353.9	2054.2
60°	2308.2	2302.9	2292.4	2273.9	2250.2	2100.8	1958.4	1976.0	2413.7	2498.1	2121.0
62.5°	2386.4	2375.9	2368.0	2349.5	2327.6	2223.8	2105.2	2110.4	2646.6	2515.7	2055.9
65°	2606.2	2586.9	2573.7	2549.1	2524.4	2409.3	2292.4	2235.3	2760.9	2351.3	1835.3
67.5°	3066.8	3035.1	2997.3	2950.8	2883.1	2779.4	2477.9	2252.8	2657.2	1991.8	1447.7
70°	3977.4	3908.8	3821.8	3722.5	3697.0	3394.6	2593.9	2122.7	2208.9	1391.4	959.9
72.5°	5201.0	5129.8	5052.4	4970.7	4808.9	4144.4	2542.9	1712.3	1373.9	715.5	457.1
73°	5221.2	5172.8	5079.7	4984.7	4852.9	4131.2	2487.5	1578.7	1211.2	563.4	374.4
75°	4682.4	4663.0	4571.6	4388.8	4277.1	3489.6	1831.8	915.0	530.0	348.1	243.5
77.5°	3038.7	3017.6	2965.7	2948.1	2742.4	2262.5	820.1	356.0	288.3	231.2	172.3
80°	1619.1	1520.6	1503.1	1432.7	1282.4	871.1	280.4	218.0	191.6	154.7	120.4
82.5°	656.6	614.4	598.6	542.3	509.8	261.1	140.6	151.2	128.3	91.4	73.8
85°	241.7	222.4	217.1	176.7	155.6	77.4	86.1	106.4	80.0	51.0	36.9
87.5°	83.5	72.1	62.4	48.3	44.8	31.6	47.5	58.0	51.0	30.8	17.6
90°	14.0	13.0	12.0	11.0	11.8	10.5	12.3	16.9	17.8	12.3	10.5
92.5°	6.0	6.0	6.0	6.0	6.0	6.0	7.0	7.0	6.0	6.0	6.0
95°	7.0	7.0	7.0	7.0	7.0	7.0	7.0	8.0	7.0	7.0	7.0
97.5°	9.0	9.0	9.0	9.0	9.0	9.0	12.0	10.0	9.0	8.0	8.0
100°	13.8	14.7	15.6	16.5	17.4	21.0	29.0	26.0	23.0	19.0	19.0
102.5°	29.6	30.9	32.2	33.5	34.8	40.0	50.0	47.0	42.0	39.0	38.0
105°	51.0	52.5	54.0	55.5	57.0	63.0	72.0	70.0	65.0	61.0	61.0
107.5°	76.0	77.5	79.0	80.5	82.0	88.0	95.0	94.0	90.0	87.0	86.0



REPORT NUMBER: P226518

CATALOG NUMBER: ISW-AF-1000-LED-E1-T4FT-7050-ULG

**CANDELA DISTRIBUTION (continued):**

	37°	38°	39°	40°	41°	45°	55°	65°	75°	85°	90°
110°	104.4	105.6	106.8	108.0	109.2	114.0	120.0	121.0	119.0	116.0	117.0
112.5°	135.8	136.7	137.6	138.5	139.4	143.0	148.0	150.0	149.0	147.0	147.0
115°	169.2	169.8	170.4	171.0	171.6	174.0	179.0	182.0	179.0	177.0	178.0
117.5°	202.6	202.9	203.2	203.5	203.8	205.0	211.0	215.0	210.0	208.0	209.0
120°	238.2	238.8	239.4	240.0	240.6	243.0	246.0	250.0	245.0	243.0	243.0
122.5°	272.2	272.8	273.4	274.0	274.6	277.0	279.0	283.0	278.0	276.0	277.0
125°	306.0	306.5	307.0	307.5	308.0	310.0	313.0	315.0	310.0	310.0	310.0
127.5°	339.2	339.3	339.4	339.5	339.6	340.0	345.0	346.0	346.0	345.0	347.0
130°	370.4	370.6	370.8	371.0	371.2	372.0	377.0	381.0	381.0	379.0	380.0
132.5°	404.2	404.3	404.4	404.5	404.6	405.0	411.0	416.0	414.0	414.0	415.0
135°	435.4	435.6	435.8	436.0	436.2	437.0	443.0	448.0	447.0	450.0	451.0
137.5°	464.8	465.2	465.6	466.0	466.4	468.0	473.0	475.0	476.0	481.0	482.0
140°	492.2	492.8	493.4	494.0	494.6	497.0	500.0	502.0	504.0	509.0	511.0
142.5°	521.8	522.2	522.6	523.0	523.4	525.0	527.0	533.0	533.0	534.0	536.0
145°	550.2	550.3	550.4	550.5	550.6	551.0	556.0	562.0	561.0	558.0	560.0
147.5°	574.2	574.3	574.4	574.5	574.6	575.0	580.0	585.0	586.0	583.0	585.0
150°	593.0	593.0	593.0	593.0	593.0	593.0	597.0	600.0	603.0	606.0	610.0
152.5°	610.0	610.0	610.0	610.0	610.0	610.0	611.0	614.0	618.0	623.0	628.0
155°	629.6	629.4	629.2	629.0	628.8	628.0	626.0	631.0	636.0	638.0	641.0
157.5°	645.8	645.7	645.6	645.5	645.4	645.0	644.0	648.0	650.0	650.0	655.0
160°	655.0	655.0	655.0	655.0	655.0	655.0	658.0	664.0	661.0	660.0	666.0
162.5°	661.4	661.6	661.8	662.0	662.2	663.0	667.0	671.0	670.0	668.0	674.0
165°	673.0	673.0	673.0	673.0	673.0	673.0	672.0	677.0	680.0	678.0	682.0
167.5°	687.4	687.1	686.8	686.5	686.2	685.0	678.0	684.0	688.0	688.0	694.0
170°	692.6	692.4	692.2	692.0	691.8	691.0	686.0	689.0	694.0	696.0	701.0
172.5°	690.0	690.0	690.0	690.0	690.0	690.0	689.0	692.0	694.0	696.0	701.0
175°	690.8	690.7	690.6	690.5	690.4	690.0	690.0	695.0	696.0	694.0	699.0
177.5°	696.6	696.4	696.2	696.0	695.8	695.0	694.0	699.0	701.0	698.0	702.0
180°	700.0	700.0	700.0	700.0	700.0	700.0	700.0	700.0	700.0	700.0	700.0



REPORT NUMBER: P226518

CATALOG NUMBER: ISW-AF-1000-LED-E1-T4FT-7050-ULG

**CANDELA DISTRIBUTION (continued):**

	95°	105°	115°	125°	135°	145°	155°	165°	175°	180°
0°	901.0	901.0	901.0	901.0	901.0	901.0	901.0	901.0	901.0	901.0
2.5°	904.5	908.0	915.0	920.3	924.7	930.8	932.6	936.1	931.7	937.0
5°	901.0	911.5	924.7	937.0	948.4	958.1	962.5	963.4	964.2	967.8
7.5°	892.2	908.0	929.1	945.8	963.4	969.5	972.2	973.0	966.9	969.5
10°	874.6	900.1	926.5	946.7	955.5	951.1	944.0	932.6	927.3	927.3
12.5°	855.3	887.8	918.5	930.0	922.1	905.4	886.0	864.9	857.0	857.0
15°	839.4	880.7	906.2	898.3	875.5	843.8	817.5	795.5	788.4	785.8
17.5°	830.6	877.2	886.9	862.3	823.6	784.1	757.7	739.2	733.1	733.1
20°	837.7	880.7	864.9	819.2	770.9	734.8	712.0	699.7	693.5	696.2
22.5°	867.6	893.9	845.6	777.0	718.1	687.4	676.8	668.9	668.0	669.8
25°	917.7	911.5	828.9	733.1	668.9	646.9	646.1	643.4	642.5	641.7
27.5°	982.7	933.5	808.7	683.9	619.7	609.1	614.4	613.5	612.7	613.5
30°	1068.8	952.8	778.8	630.2	573.1	573.1	581.0	578.4	574.9	575.7
32.5°	1148.8	966.9	733.1	570.5	536.2	537.9	540.6	533.5	524.8	526.5
35°	1217.4	966.9	671.5	516.8	498.4	498.4	500.1	494.0	487.0	484.3
37.5°	1274.5	947.5	594.2	476.4	467.6	467.6	474.7	468.5	455.3	452.7
40°	1308.8	905.4	523.0	446.5	452.7	453.6	443.9	433.3	421.0	418.4
42.5°	1330.8	843.8	466.7	425.4	443.0	436.0	413.1	396.4	395.5	399.1
45°	1350.1	774.4	421.9	404.3	432.5	417.5	386.8	370.9	376.2	379.7
47.5°	1369.5	704.9	385.9	380.6	413.1	402.6	370.1	352.5	349.8	355.1
50°	1415.2	608.3	344.6	352.5	389.4	385.9	355.1	334.9	318.2	317.3
52.5°	1476.7	479.0	309.4	327.9	370.9	376.2	338.4	319.1	296.2	292.7
55°	1545.3	367.4	280.4	308.5	353.4	362.1	332.3	303.2	278.6	275.1
57.5°	1565.5	290.1	253.1	281.3	329.6	349.0	322.6	284.8	266.3	262.8
60°	1496.0	240.8	230.3	258.4	305.9	335.8	307.6	270.7	254.0	251.4
62.5°	1284.2	212.7	218.0	243.5	288.3	323.5	296.2	260.2	247.0	245.2
65°	980.1	193.4	207.4	231.2	272.5	312.0	288.3	255.8	245.2	243.5
67.5°	615.3	179.3	196.9	218.0	256.7	299.7	282.2	250.5	242.6	240.0
70°	341.0	164.4	182.8	203.0	240.8	288.3	274.2	242.6	241.7	236.4
72.5°	207.4	148.5	167.9	187.2	223.3	274.2	260.2	232.9	224.1	213.6
73°	197.8	146.8	164.4	183.7	218.9	270.7	257.5	229.4	220.6	210.1
75°	160.0	131.8	150.3	167.0	203.0	256.7	242.6	217.1	203.0	195.1
77.5°	117.8	112.5	130.1	145.9	182.8	237.3	221.5	198.7	181.9	177.6
80°	87.0	93.2	109.9	123.9	160.9	218.0	199.5	177.6	167.0	161.7
82.5°	58.9	72.1	87.9	99.3	142.4	196.9	176.7	155.6	162.6	135.4
85°	34.3	50.1	63.3	77.4	114.3	175.8	153.8	132.7	116.0	104.6
87.5°	22.9	28.1	38.7	52.7	82.6	138.0	122.2	103.7	75.6	75.6
90°	9.6	12.5	14.3	13.2	18.4	66.9	48.4	55.3	13.8	12.9
92.5°	6.0	6.0	7.0	7.0	6.0	6.0	6.0	5.0	4.0	4.0
95°	7.0	7.0	8.0	7.0	7.0	7.0	7.0	6.0	5.0	5.0
97.5°	8.0	9.0	10.0	12.0	9.0	9.0	8.0	8.0	7.0	7.0
100°	19.0	23.0	26.0	29.0	21.0	12.0	10.0	9.0	8.0	8.0
102.5°	39.0	42.0	47.0	50.0	40.0	27.0	18.0	13.0	11.0	11.0
105°	61.0	65.0	70.0	72.0	63.0	48.0	36.0	27.0	22.0	21.0
107.5°	87.0	90.0	94.0	95.0	88.0	73.0	58.0	49.0	42.0	41.0



REPORT NUMBER: P226518

CATALOG NUMBER: ISW-AF-1000-LED-E1-T4FT-7050-ULG

**CANDELA DISTRIBUTION (continued):**

	95°	105°	115°	125°	135°	145°	155°	165°	175°	180°
110°	116.0	119.0	121.0	120.0	114.0	102.0	87.0	74.0	68.0	66.0
112.5°	147.0	149.0	150.0	148.0	143.0	134.0	121.0	106.0	99.0	99.0
115°	177.0	179.0	182.0	179.0	174.0	168.0	159.0	147.0	139.0	140.0
117.5°	208.0	210.0	215.0	211.0	205.0	202.0	197.0	189.0	184.0	184.0
120°	243.0	245.0	250.0	246.0	243.0	237.0	233.0	226.0	223.0	225.0
122.5°	276.0	278.0	283.0	279.0	277.0	271.0	267.0	261.0	260.0	263.0
125°	310.0	310.0	315.0	313.0	310.0	305.0	299.0	296.0	294.0	298.0
127.5°	345.0	346.0	346.0	345.0	340.0	339.0	333.0	329.0	329.0	330.0
130°	379.0	381.0	381.0	377.0	372.0	370.0	366.0	362.0	361.0	363.0
132.5°	414.0	414.0	416.0	411.0	405.0	404.0	401.0	393.0	394.0	396.0
135°	450.0	447.0	448.0	443.0	437.0	435.0	432.0	426.0	426.0	429.0
137.5°	481.0	476.0	475.0	473.0	468.0	464.0	460.0	459.0	457.0	460.0
140°	509.0	504.0	502.0	500.0	497.0	491.0	489.0	487.0	485.0	488.0
142.5°	534.0	533.0	533.0	527.0	525.0	521.0	518.0	517.0	515.0	518.0
145°	558.0	561.0	562.0	556.0	551.0	550.0	547.0	544.0	546.0	550.0
147.5°	583.0	586.0	585.0	580.0	575.0	574.0	574.0	571.0	572.0	575.0
150°	606.0	603.0	600.0	597.0	593.0	593.0	593.0	593.0	592.0	595.0
152.5°	623.0	618.0	614.0	611.0	610.0	610.0	609.0	608.0	608.0	611.0
155°	638.0	636.0	631.0	626.0	628.0	630.0	627.0	625.0	625.0	629.0
157.5°	650.0	650.0	648.0	644.0	645.0	646.0	644.0	643.0	643.0	646.0
160°	660.0	661.0	664.0	658.0	655.0	655.0	656.0	659.0	660.0	663.0
162.5°	668.0	670.0	671.0	667.0	663.0	661.0	665.0	669.0	669.0	673.0
165°	678.0	680.0	677.0	672.0	673.0	673.0	676.0	676.0	678.0	681.0
167.5°	688.0	688.0	684.0	678.0	685.0	688.0	686.0	684.0	687.0	690.0
170°	696.0	694.0	689.0	686.0	691.0	693.0	692.0	692.0	695.0	698.0
172.5°	696.0	694.0	692.0	689.0	690.0	690.0	693.0	695.0	697.0	699.0
175°	694.0	696.0	695.0	690.0	690.0	691.0	695.0	697.0	698.0	700.0
177.5°	698.0	701.0	699.0	694.0	695.0	697.0	699.0	700.0	705.0	707.0
180°	700.0	700.0	700.0	700.0	700.0	700.0	700.0	700.0	700.0	700.0

(END OF REPORT)